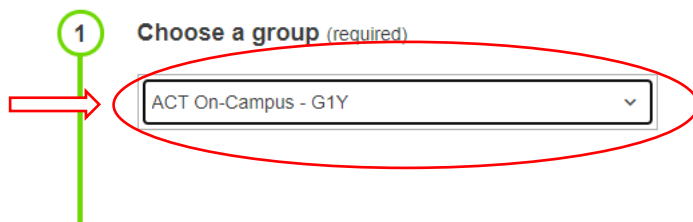


## How to Register for FIU's On-Campus ACT Exam

1. Open up a web browser (Google Chrome works best with FIU sites) and go to <https://testing.fiu.edu/>. Once you have arrived at the webpage, select "Register for an Exam".



2. A test registration page will open in a new tab. Please take note of the updated safety protocols at the test center that you will be required to follow including the [FIU P3 App](#).
3. Scroll down the page to where it says, "Choose a group" in the first box. From this dropdown list, select the 'ACT On-Campus – G1Y' test for Global First Year at the Modesto Maidique campus.



4. In the box that says "Choose an exam", select "ACT On-Campus (\$90)".

2

**Choose an exam** (required)

ACT On-Campus Testing is conducted at FIU for students who are applying to FIU and are unable to take the ACT on a national test date. Test takers who do not intend to attend FIU are **not allowed** to take the ACT On-Campus at this institution.

ACT On Campus (\$90.00)

5. In the "Choose a Date" section, click the calendar to select one of the available exam dates.

3

**Choose a Date** (required)

Example: Wednesday, February 10, 2021

March 2021

Su	Mo	Tu	We	Th	Fr	Sa
	1	2	3	4	5	6
7	8	9	10	11	12	13
14	15	16	17	18	19	20
21	22	23	24	25	26	27
28	29	30	31			

4

6. In the next section choose one of the available testing session times (9:30am or 1:30pm).

4

**Choose a Time** (required)

Select an option

7. You will now input your personal information. **\*IMPORTANT\*** Be sure to use your FIU email and name as it appears with the university!

5 Who is taking this exam?

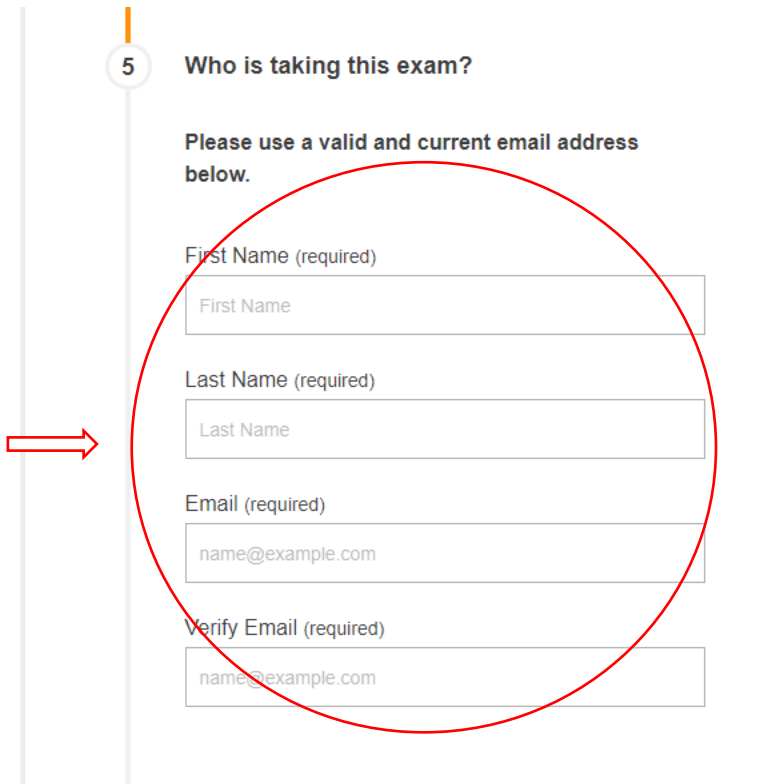
Please use a valid and current email address below.

First Name (required)  
First Name

Last Name (required)  
Last Name

Email (required)  
name@example.com

Verify Email (required)  
name@example.com



8. Read through the Exam guidelines carefully and agree after reading.

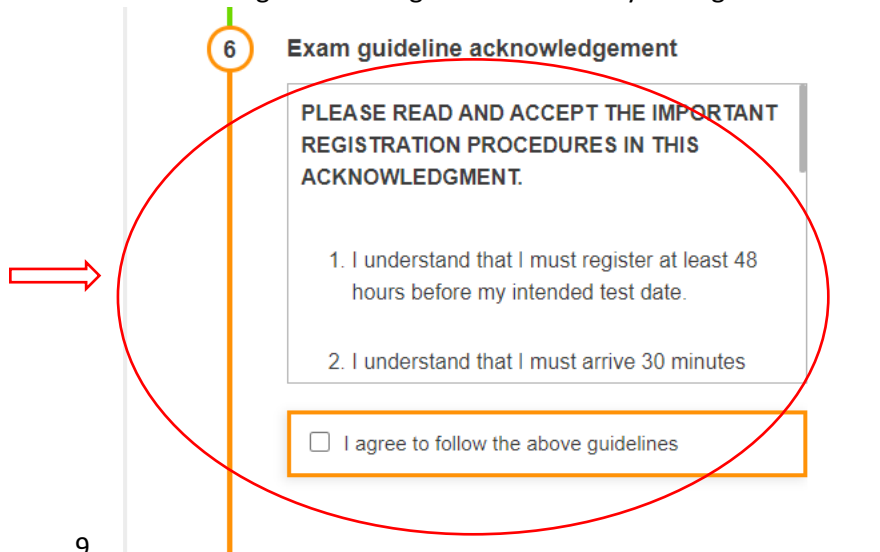
6 Exam guideline acknowledgement

PLEASE READ AND ACCEPT THE IMPORTANT REGISTRATION PROCEDURES IN THIS ACKNOWLEDGMENT.

1. I understand that I must register at least 48 hours before my intended test date.

2. I understand that I must arrive 30 minutes

I agree to follow the above guidelines



9.

10. Provide your phone number, Panther ID, and "Add to cart".

7 **Needed information**

Phone Number (required) ?

Phone Number

Panther ID (required) ?

Enter FIU Panther ID

Add to Cart

11. Once you have added to your cart, you should be taken to a screen where you will be able to input your billing information and a valid credit card. **\*IMPORTANT\*** Your billing address may be different from your US Address if you are using a family credit card linked to your international address.

12. After entering the payment information, proceed to register for the exam.

**\*IMPORTANT\*** Print a copy of your registration confirmation that you receive in the next section. You must provide either this registration confirmation or print a copy of your confirmation that you receive to your email in order in addition to an official government ID (Driver's License or Passport) in order to enter your exam.

13. In preparation for your test day, please read, review, and follow the requirements for the ACT on your test day: <http://www.act.org/content/act/en/products-and-services/the-act/test-day.html#id>

**FAILURE TO FOLLOW TEST DAY INSTRUCTIONS MAY RESULT IN BEING DISMISSED FROM THE EXAM AND NOT RECEIVING A SCORE.**